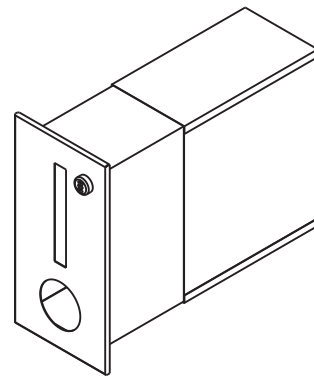


AMALFI PARCEL LETTERBOX

Installation Instruction Sheet - B2

Congratulations on purchasing the Amalfi parcel letterbox. We have designed the Amalfi to offer a stylish, efficient and convenient way to have parcels delivered securely to your home. The front door with combination lock and rear door with keylock offers an easy and convenient means of retrieving your mail and parcels.



Installation

The Amalfi parcel letterbox receives parcels and general mail. You will need to install it in a location that is easily accessible to Australia Post and couriers. This will typically be at your front boundary.

Installing into a brick wall

1. Build the brickwork up to the desired level and set the letterbox in place.

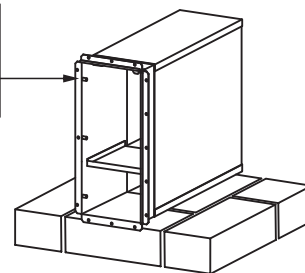
IMPORTANT: STUDS MUST SIT TO LEFT SIDE OF LETTERBOX

- For plain brick walls, the front flanges should sit flush with the wall
- For rendered walls, set the front flanges so they will sit flush with the finished rendered surface.

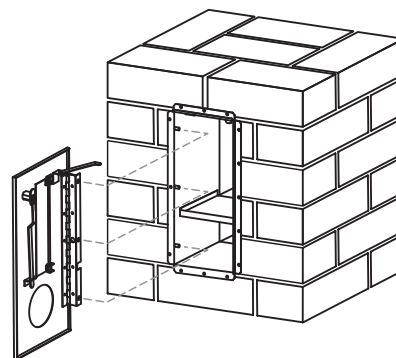
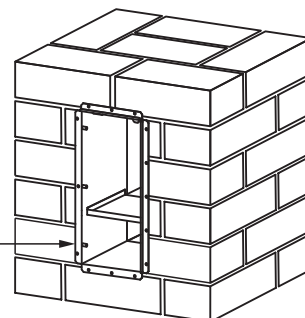
2. Complete the remaining brickwork around the letterbox.

3. Once the brickwork and any rendering has been completed and cleaned, attach the front panel (refer to the instruction sheet included with your Front Panel).

MOUNTING STUDS
MUST BE ON THIS
SIDE



WARNING: DO NOT
RENDER PAST THE
FRONT FLANGES,
the finished render
surface must be flush
with the front flanges,
otherwise the door
will not work properly.



Using your Parcel Letterbox

This parcel letterbox is specially designed to allow mail and parcel delivery. Parcels up to 19 x 13 x 26cm can be delivered using the combination lock. The courier simply enters the allocated combination code to unlock the front door. The courier places the parcel inside, closes the door and re-toggles the combination.

Most courier services have the provision for special delivery instructions to be included with a parcel. When you purchase an item to be delivered, let the supplier know the instruction for opening the combination lock.

For example, the delivery instruction for your parcel letterbox with the lock code set to 321 could be: "PLACE IN LETTERBOX. USE CODE 321 TO OPEN".