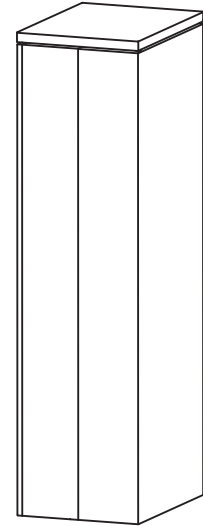


Camden Pillar



784

Tools

Required

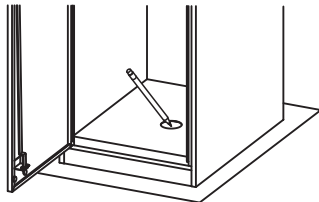
- Hammer Drill
- 10mm Masonry Drill Bit
- Spirit Level

Choosing a Suitable Location

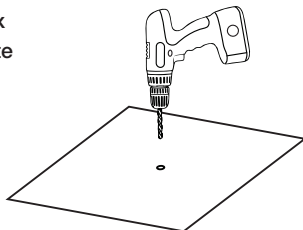
You will need to install it in a location that is easily accessible to Australia Post and couriers.

Installation onto an existing concrete floor

1. Place your letterbox in the chosen location and mark the mounting hole with a pencil.



2. Drill a hole (10mm diameter x 70mm deep) into the concrete floor for the mounting bolt.

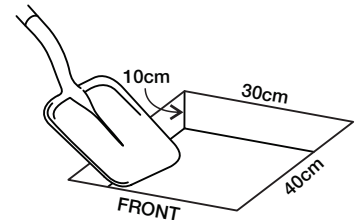


3. Place the letterbox back over the concrete hole just drilled. To bolt the letterbox to the concrete floor, refer to the steps below.

Installation onto ground


You will need to install a small concrete slab that is suitable for your parcel letterbox to be bolted onto.

1. Dig a hole approximately 40cm x 30cm x 10cm deep.

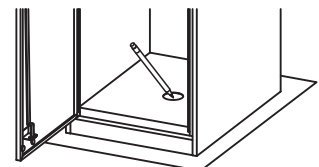


2. Fill hole with concrete.

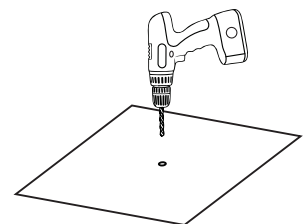
3. Use a spirit level to level the concrete and then leave it to fully dry.



4. Place your letterbox onto the concrete slab and mark the mounting hole with a pencil.



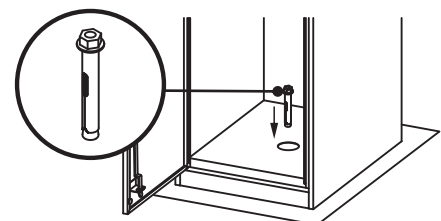
5. Drill a hole (10mm diameter x 70mm deep) into the concrete slab for the mounting bolt.



6. Place the letterbox back over the concrete hole just drilled. To bolt the letterbox to the concrete floor, refer to the steps below.

Installation using the expansion bolt

1. Check the nut on the expansion bolt has not been tightened, it needs to be loose.
2. Insert the expansion bolt into the concrete through the hole in the base of the letterbox.
3. Tap the expansion bolt fully down. If you encounter some resistance, you may need a hammer to tap the bolt further into the concrete.
4. Tighten the nut with the tube spanner provided.



Using your Camden

This parcel letterbox is specially designed to allow mail and parcel delivery.

Mail and parcels up to 24 x 19 x 22cm can be delivered via the top parcel chute. The mail and parcels will be placed on a floating floor within the parcel chute and fall into the bottom retrieval area when the lid is closed. The floating floor folds back up when the lid is opened to stop anyone from reaching into the bottom retrieval area.