

INSTALLATION INSTRUCTIONS

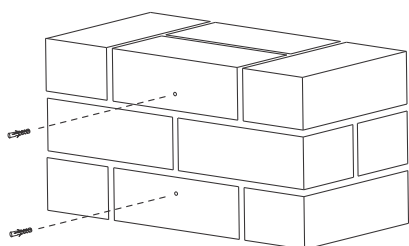
NUMBERS - SCREW

Please use these instructions as a general guide for the following polished screw numerals:

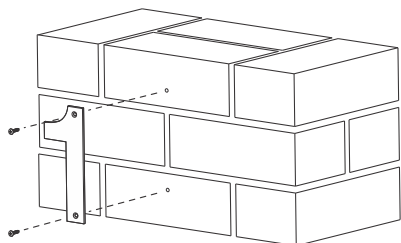
- 65mm
- 100mm

Brick

1. Using the number as a guide, pre-mark the correct position for the number(s) with a pencil. Drill two holes, 25mm deep and insert the wall plugs supplied.

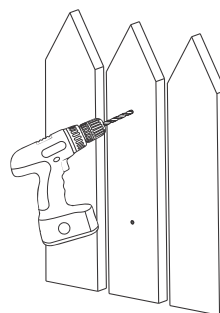


2. Using provided screws, attach numeral to wall plugs in brickwork.



Timber Fence

1. Using the number as a guide, pre-mark the correct position for the number(s) with a pencil. Pre-drill two 1.5mm holes.



2. Using provided screws, attach numeral to timber fence

